


Photometric Report

MAR-90356995 Exterior Linear 1210 QUAD Graze Asymmetric – Only Red

MARTIN PROFESSIONAL R&D OPTICAL LABORATORY

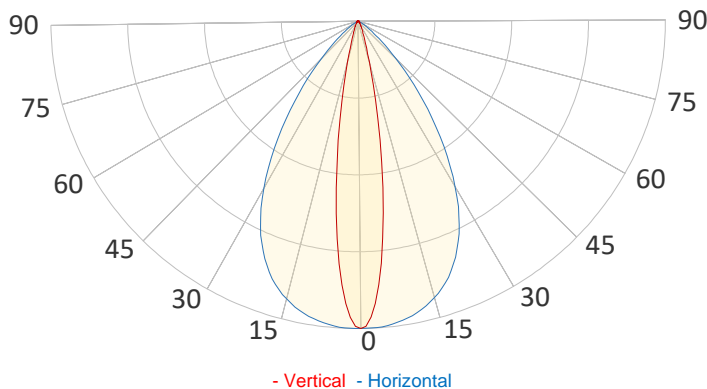
GENERAL SPECIFICATIONS

Total Fixture Output:	2822 lm
Light Engine Output:	4268 lm
Efficacy:	34 lm/W
Lens Option:	Asymmetric
Beam Angle (50%):	17x67°
Field Angle (10%):	33x98°
Cut-off Angle (3%):	54x117°
CRI:	73+
CQS:	87+
TM-30 Rf:	83+
TM-30 Rg:	105+
TLCI:	75+
Color Temperature:	Variable



SAMPLE MEASUREMENT

POLAR PLOT

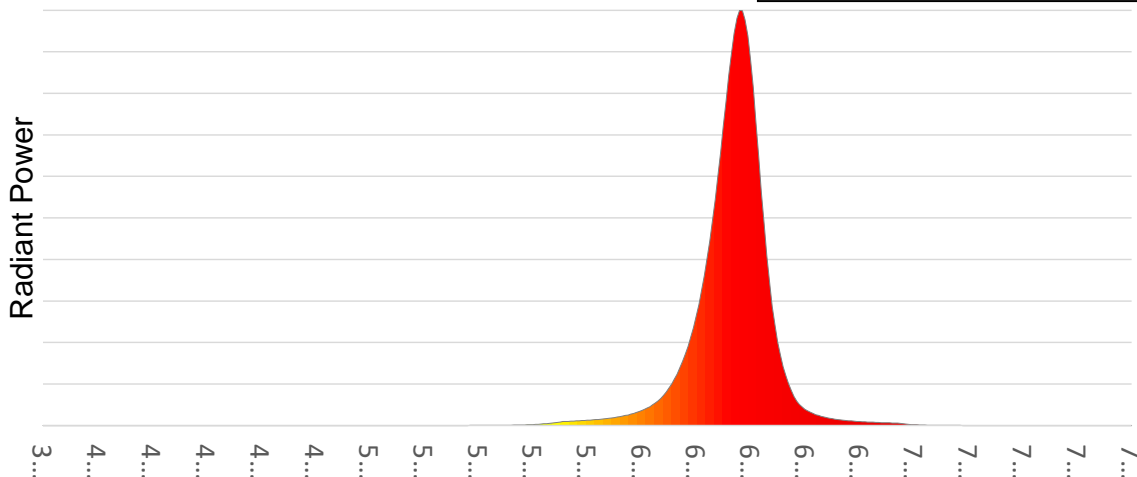


Catalog Number:	MAR-90356995
Measured Output:	696 lm
Measured Peak:	1665 cd
Consumed Power:	48.0 W
Efficacy:	14.5 lm/W

Beam Angle (50%):	17x67°
Field Angle (10%):	33x98°
Cut-off Angle (3%):	54x117°

Measurement Condition:	
Ambient Temperature:	25° +/- 5° C
AC Supply:	230V/50Hz
Fan Mode:	No Fan
Fixture Warm-up Time:	30 minutes

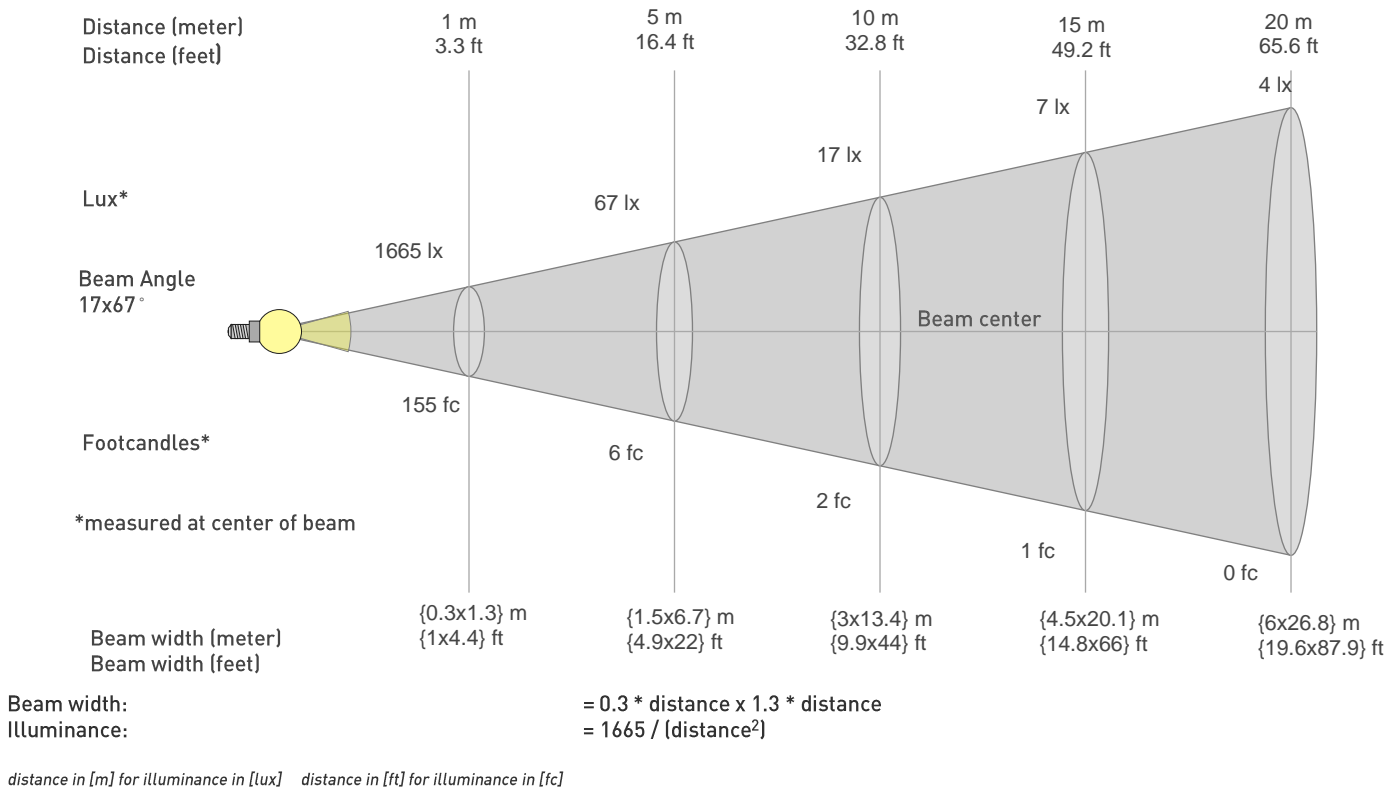
SPECTRAL DISTRIBUTION



Photometric Report

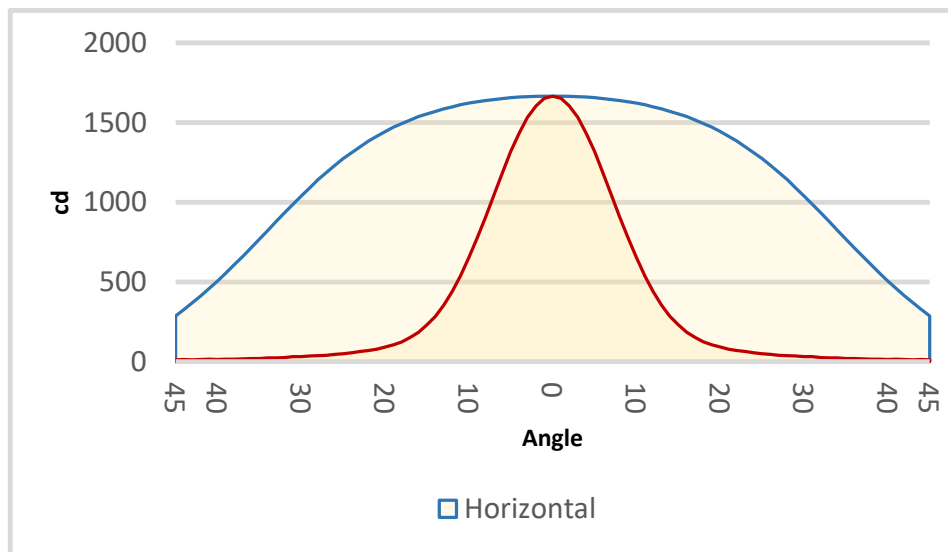
MAR-90356995 Exterior Linear 1210 QUAD Graze Asymmetric – Only Red

BEAM DETAILS



BEAM ILLUMINANCE FROM 1-20M

1m	2m	3m	4m	5m	6m	7m	8m	9m	10m	11m	12m	13m	14m	15m	16m	17m	18m	19m	20m
3.3ft	6.6ft	9.8ft	13.1ft	16.4ft	19.7ft	23ft	26.2ft	29.5ft	32.8ft	36.1ft	39.4ft	42.7ft	45.9ft	49.2ft	52.5ft	55.8ft	59.1ft	62.3ft	65.6ft
1665lx	416lx	185lx	104lx	67lx	46lx	34lx	26lx	21lx	17lx	14lx	12lx	10lx	8lx	7lx	7lx	6lx	5lx	5lx	4lx
154.7fc	38.7fc	17.2fc	9.7fc	6.2fc	4.3fc	3.2fc	2.4fc	1.9fc	1.5fc	1.3fc	1.1fc	0.9fc	0.8fc	0.7fc	0.6fc	0.5fc	0.5fc	0.4fc	0.4fc



BEAM ANGLE 50%	FIELD ANGLE 10%	CUTOFF ANGLE 3%
17x67°	33x98°	54x117°